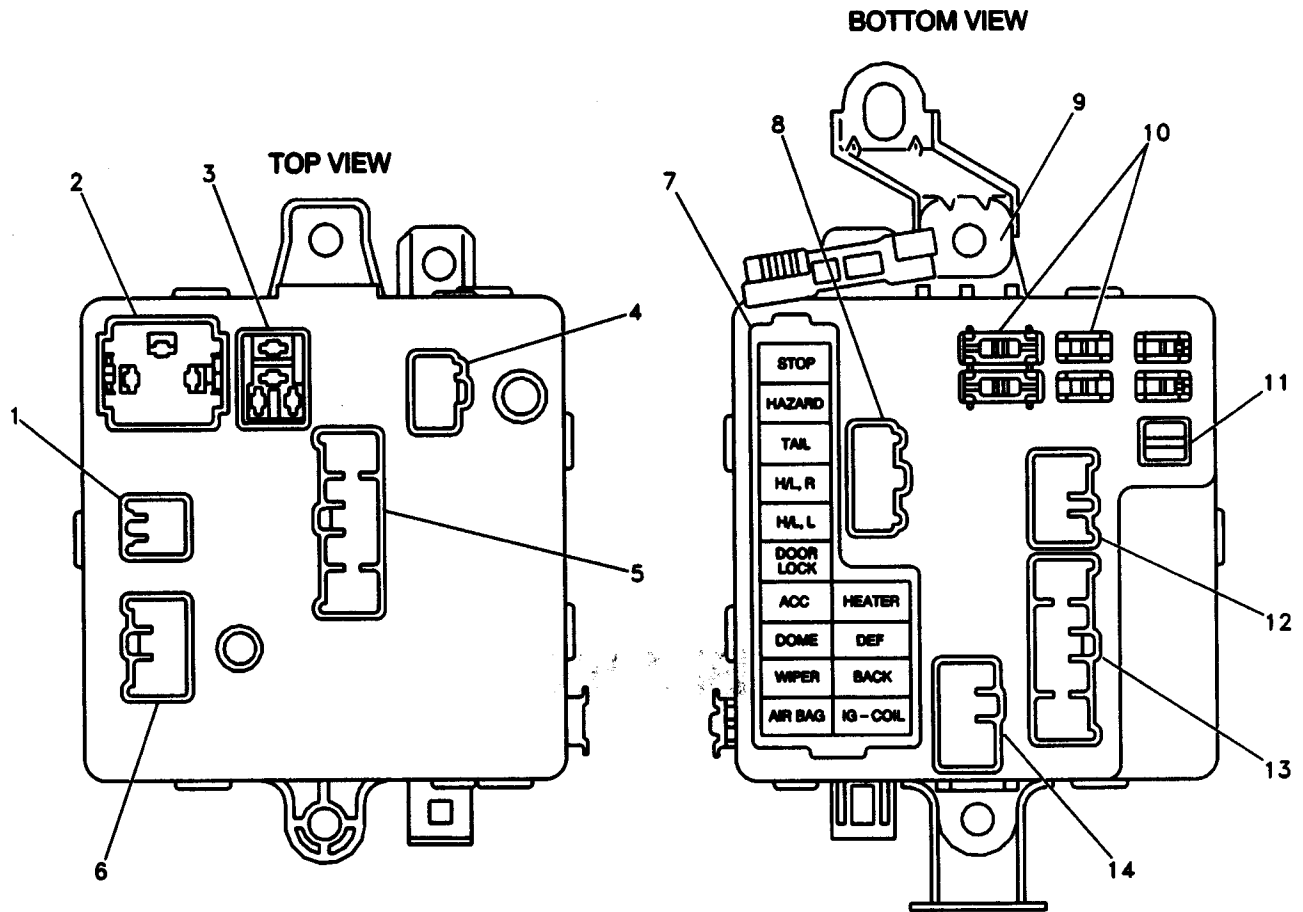


8A - 11 - 0 ELECTRICAL DIAGNOSIS

FUSE BLOCK DETAILS JUNCTION BLOCK



MBV001811

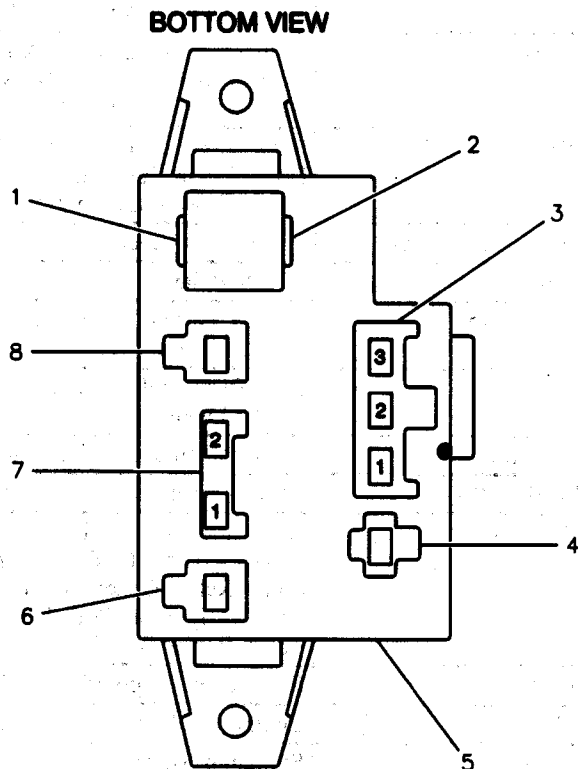
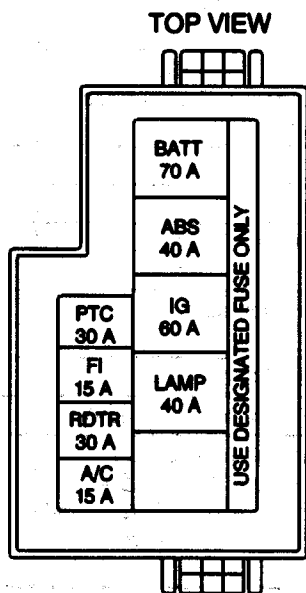
- 1 Main Wiring Harness Connector (C5)
- 2 Turn Signal Relay
- 3 Horn Relay
- 4 Main Wiring Harness Connector (C7)
- 5 Main Wiring Harness Connector (C6)
- 6 Floor Wiring Harness Connector (C8)
- 7 Fuse Locations

- 8 Ignition Switch Connector (C1)
- 9 Grounding Bracket (G203)
- 10 Spare Fuses
- 11 Fuse Puller
- 12 Combination Switch Connector (C3)
- 13 Instrument Panel Wiring Harness Connector (C4)
- 14 Ignition Switch Connector (C2)

FUSE BLOCK DETAILS

FUSE BOX

FUSE BOX



MBV002811

- 1 From Battery Positive (+) Terminal
- 2 To Generator
- 3 Main Wiring Harness Connector (C1)
- 4 Main Wiring Harness Connector (C2)
- 5 Fuse Box
- 6 NOT USED
- 7 Main Wiring Harness Connector (C4)
- 8 Main Wiring Harness Connector (C3)